


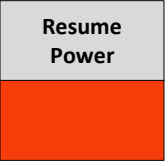




# Shelburne Falls Trolley Museum

## Motorman Restriction Markers

- Markers include square color plates on crossties, painted stripes on rails, flags, and signs.
- Motormen are governed by markers next to the right-hand rail as seen in the direction of travel.

Aspect	Indication
	<p><b>Proceed at a Slow Walk</b></p> <p>Applicable territory:</p> <ul style="list-style-type: none"> <li>• Between the Shed and Pole 1</li> <li>• Through Turnouts 5 &amp; 7</li> <li>• Stall Tracks 1 &amp; 2</li> </ul>
	<p><b>Proceed at a Fast Walk</b></p> <p>Applicable territory:</p> <ul style="list-style-type: none"> <li>• The House Track</li> <li>• Between the Frog of Turnout 1 and Salmon Falls</li> </ul>
 <p>Tag orientation as seen by the motorman</p>	<p><b>Set the Controller Power Handle to the OFF position</b></p> <p>Applicable territory:</p> <ul style="list-style-type: none"> <li>• Trolley Pole traversing Wire Frog</li> </ul>
 <p>Tag orientation as seen by the motorman</p>	<p><b>Set the Controller Power Handle to move the car safely</b></p> <p>Applicable territory:</p> <ul style="list-style-type: none"> <li>• Trolley Pole clear of Wire Frog</li> </ul>
	<p><b>Resume Normal Speed</b></p>
<p><b>A Red Flag or STOP Sign on or near the track.</b></p> 	<p><b>STOP</b></p> <p>Do not pass in either direction without permission from the person or equipment operator protecting the track. Ensure the track beyond is in-service and clear and no conflicting movements on it have been authorized.</p>